 BC Ambulance Service BC Emergency Health Services	Rico Suction Unit RS-4X Upgrade	July 17, 2015 Page 1 of 4
AMBULANCE TYPE:	Demers	
UNITS AFFECTED:	62800 - 62899 / 62911 – 62981 / 63000 – 63002 / 63030 - 63164	

ISSUE: Unit upgrade to disposable canisters

ACTION: Replace existing suction unit with supplied upgrade unit

Labour time: .3 hr Please use labour code **GMOSU** on invoice


SERVICE PROCEDURE:

- 1) Remove existing suction unit
 - Unplug suction hose from wall socket



- Turn thumb screw counter clockwise to remove canister





 BC Ambulance Service BC Emergency Health Services	Rico Suction Unit RS-4X Upgrade	July 17, 2015 Page 2 of 4
AMBULANCE TYPE:	Demers	
UNITS AFFECTED:	62800 - 62899 / 62911 – 62981 / 63000 – 63002 / 63030 - 63164	

- Remove canister wall mount bracket



2) Install supplied suction unit

- Remove wall fitting from suction hose on removed canister and thread into new gauge






AMBULANCE TYPE:

Demers


UNITS AFFECTED:

62800 - 62899 / 62911 – 62981 / 63000 – 63002 / 63030 - 63164


- Secure mount plate to wall



Install mount plate screw
in second hole down



Use wall mount plate as
template to drill holes and
install supplied screws



Install canister mount ring

