 BC Ambulance Service BC Emergency Health Services	Frontier Fridge Information	October 3, 2016 Page 1 of 4
AMBULANCE TYPE:	Crestline / Demers	
UNITS AFFECTED:	Lower Mainland Ambulance Stations 243, 244, 245, 246, 248, 250, 258, 261, 262, and 269. (Excluding Transfer Units)	

NOTICE:

BC Ambulance is taking part in a clinical study drug for stroke called NA-1, a neuroprotectant designed to contain damage to the brain in the event of a stroke.

As part of this study, some lower mainland ambulances are equipped with a Frontier mini fridge to store this medication. This fridge has been installed in the patient compartment and is located on the medical cabinet panel shelf. (See picture 1 below).

ACTION:

The ambulance battery charger must be plugged in for every service, mechanical repair, or when the ambulance is parked.

It is imperative that the fridge maintains power for continuous operation.

Inspect the Frontier Fridge LED temperature display operation. The fridge display temperature should be between 2 – 8 degrees Celsius.

FRIDGE OPERATION:

The Frontier Fridge is wired to run 24/7. The power is supplied to the fridge by 2 lithium batteries installed in the ambulance electrical compartment (See picture 2 below).


The ambulance charging system and on-board battery charger will charge these batteries when the ambulance is running, or when the on-board battery charger is plugged in.

When the ambulance is in for a service or repair, or when the ambulance is parked, the ambulance battery charger must be plugged in.

If the ambulance repairs require the batteries to be disconnected, and the battery charger cannot be used, the fridge battery supply will maintain the fridge operation for up to **8 hours** if fully charged.

NOTE:

If the battery charger cannot be used for more than 8 hours, contact the Metro Fleet Coordinator to make arrangements to have the medication removed from the fridge. (604-220-5952)


 BC Ambulance Service BC Emergency Health Services	Frontier Fridge Information	October 3, 2016 Page 2 of 4
AMBULANCE TYPE:	Crestline / Demers	
UNITS AFFECTED:	Lower Mainland Ambulance Stations 243, 244, 245, 246, 248, 250, 258, 261, 262, and 269. (Excluding Transfer Units)	


SERVICE PROCEDURES:

If the fridge temperature display is not displaying or the temperature reading is out of the specified range (2-8°C), inspect the following:


1. If the Temperature display is not within specified range:
 - a. Clear anything stored around the fridge that may obstruct air flow for the fridge.
 - b. Wait 10 minutes and re-check temperature – If okay, go to step 6.
 - c. If not okay, go to step 3.
2. If the Temperature display is not displaying:
 - a. Proceed to step 3.
3. Check the fridge and the ambulance battery voltages – should be 12.6 V.
 - a. Battery voltage is low – plug in the ambulance battery charger and charge the batteries for 1 hour and re-test – check the Fridge display temperature. – If okay, proceed to step 6.
 - b. Fridge batteries fail -- Contact the Metro Fleet Coordinator to make arrangements to have the fridge repaired at Knighthill Automotive. (Knighthill Automotive is the designated Frontier Fridge installer)
 - c. Battery voltage okay – proceed to step 4.
4. Inspect the wire connections at the voltage cut off relays (See picture 3 below) and fridge batteries.
 Make repairs if necessary – re-check temperature display.
5. If there are no obvious defects and the temperature display on the fridge is still out of range, is not displaying, or has an ERROR display – Contact the Metro Fleet Coordinator to make arrangements to have the fridge repaired at Knighthill Automotive. (Knighthill Automotive is the designated Frontier Fridge installer).
6. Plug ambulance battery charger in and continue charging batteries.

LABOUR TIME: up to .3 hrs for completing Service Procedures.

 BC Ambulance Service BC Emergency Health Services	Frontier Fridge Information	October 3, 2016 Page 3 of 4
AMBULANCE TYPE:	Crestline / Demers	
UNITS AFFECTED:	Lower Mainland Ambulance Stations 243, 244, 245, 246, 248, 250, 258, 261, 262, and 269. (Excluding Transfer Units)	



Note: Component location may vary by ambulance model

 BC Ambulance Service BC Emergency Health Services	Frontier Fridge Information	October 3, 2016 Page 4 of 4
AMBULANCE TYPE:	Crestline / Demers	
UNITS AFFECTED:	Lower Mainland Ambulance Stations 243, 244, 245, 246, 248, 250, 258, 261, 262, and 269. (Excluding Transfer Units)	

BCAS Frontier Trial Fridge Wiring

