

Service Bulletin # 09-04

April 8, 2009

Questions or comments regarding this service bulletin may be directed to:

Erin Francis: Phone 1-604-882-9333

BATTERY TRAY RETAINER, HOLD DOWN BOLT, TERMINAL WASHER

☒ Mandatory ☐ Optional ☐ Information Only

☒ NewEra XC ☐ FleetMax ☐ Commander ☐ Legend 138 ☐ Legend 158 ☐ Classic ☐ Bus

Vehicles affected: **62725-62790**

Labour Allowance: **.8 hr**

Details

This bulletin contains instructions to install **retainers** on the passenger side battery tray, change the **battery hold down bolts**, and ensure there are **washers** between the battery cable terminals and the bolts fastening them to the battery. This bulletin is for **GM ambulances only**.

1. First, access the passenger side battery. The battery is located at the passenger side entry door underneath the step well cover. Remove the step well cover bolts and set the cover aside (Fig 1). Install the retainer up against the battery tray and against the back side of the step well as illustrated in Figure 2. Tighten the bolt in the retainer to apply pressure onto the battery tray. Tighten the jamb nut to lock the bolt.
2. Next, remove the bolt from the battery hold down block and discard. Re-secure the hold down block by installing the supplied 1/4"x1 3/4" bolt, 1/4" flat washer, and 1/4" lock washer (Fig 3).
3. Finally, inspect the battery cable terminals to ensure there is a washer between the cable terminals and the bolts. If there are no washers, remove the bolts and re-install with washers (Fig 4 & 5). Check to make sure the battery cable terminals are tight against the battery. Re-install the step well cover.

Using number **09-04** as a reference number, please forward invoices for repairs to:

Dynamic Specialty Vehicles Ltd.

18550 96th Avenue
Surrey, BC V4N 3P9

Thank you




Fig 1 Remove the step well cover




Fig 2 Install retainer and tighten bolt




Fig 3 Battery hold down bolt

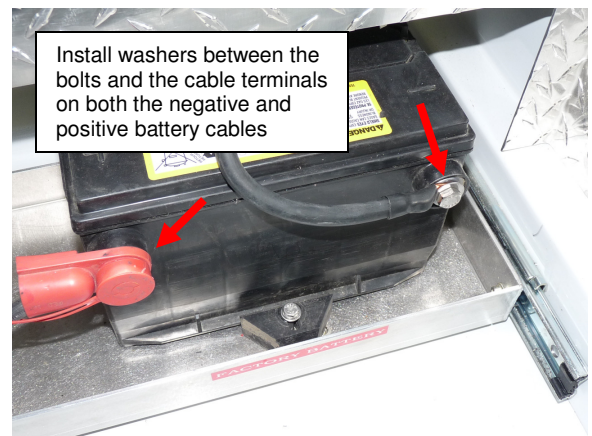


Fig 4 Battery terminal bolt washers




Fig 5 Washer